








CHAIN HOOKS & ACCESSORIES

		HOOK SIZE	1/4	5/16	3/8	7/16	1/2	5/8	3/4
G-43 EYE GRAB HOOK		Code No. Clear Finish	M204H	M205H	M206H	M207H	M208H	M210H	M212H
		Code No. Zinc Plated	M204HZ	M205HZ	M206HZ	M207HZ	M208HZ	M210HZ	M212HZ
		Rated Working Load (lbs.)	2,600	3,900	5,400	7,200	9,200	13,000	20,200
		Weight per 100 lbs.	28	55	80	132	170	305	610
G-43 EYE SLIP HOOK		Code No. Clear Finish	M304H	M305H	M306H	M307H	M308H	M310H	
		Code No. Zinc Plated	M304HZ	M305HZ	M306HZ	M307HZ	M308HZ	M310HZ	
		Rated Working Load (lbs.)	2,600	3,900	5,400	7,200	9,200	13,000	
		Weight per 100 lbs.	45	60	100	150	190	380	
G-43 CLEVIS GRAB HOOK		Code No. Clear Finish	M804L	M805L	M806L	M807L	M808L	M810L	M812
		Code No. Zinc Plated	M804ZL	M805ZL	M806ZL	M807ZL	M808ZL	M810ZL	M812Z
		Rated Working Load (lbs.)	2,600	3,900	5,400	7,200	9,200	13,000	20,200
		Weight per 100 lbs.	40	65	100	150	200	400	700
G-43 CLEVIS SLIP HOOK		Code No. Clear Finish	M904L	M905L	M906L	M907L	M908L	M910	
		Code No. Zinc Plated	M904ZL	M905ZL	M906ZL	M907ZL	M908ZL	M910Z	
		Rated Working Load (lbs.)	2,600	3,900	5,400	7,200	9,200	13,000	
		Weight per 100 lbs.	50	75	125	200	280	500	
G-80 ALLOY CLEVIS GRAB HOOK		Code No. Clear Finish	M804A	M805A	M806A	M807A*	M808A	M810A	
		Rated Working Load (lbs.)	3,500	4,500	7,100	6,900	12,000	18,100	
		Weight per 100 lbs.	40	65	100	150	200	400	
		*Grade 63 Not recommended for overhead lifting in sling application.							
G-63 ALLOY CLEVIS SLIP HOOK		Code No. Clear Finish	M904A	M905A	M906A	M907A	M908A	M910A	
		Rated Working Load (lbs.)	2,750	3,600	5,500	6,900	9,400	14,200	
		Weight per 100 lbs.	50	75	125	200	280	500	
		Not recommended for overhead lifting in sling application.							
DOUBLE CLEVIS LINK		Code No. Zinc Plated	M605	M605	M606	M608	M608	M610	
		Standard Package	10	10	10	5	5	5	
		Rated Working Load (lbs.)	4700	4700	6600	11,300	11,300	18,000	
		Weight per 100 lbs.	3.5	3.5	4.5	5.0	5.0	8.5	

QUICK LINKS— ZINC PLATED



CODE NO.	SIZE (IN.)	STD. PKG.	INSIDE LENGTH (IN.)	INSIDE WIDTH (IN.)	SIDE OPENING (IN.)	WEIGHT PER EACH (LBS.)	WORKING LOAD LIMIT (LBS.)
D81901	1/8	20	1-9/64	25/64	13/64	3	220
D81001	3/16	20	1-1/2	1/2	1/4	4-1/2	616
D81101	1/4	20	1-3/4	9/16	9/32	8	880
D81201	5/16	20	2-5/16	11/16	3/8	17	1,540
D81301	3/8	10	2-7/16	3/4	7/16	23	1,980
D81501	1/2	10	3-3/16	15/16	19/32	51	3,300

NOTE: NO ITEMS ON THIS PAGE ARE RECOMMENDED FOR OVERHEAD LIFTING.