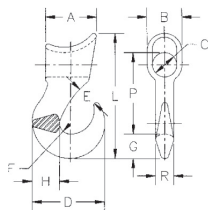


SPECIAL HOOKS • COUPLING LINKS • PAD EYES • EYE NUTS



A-350 SLIDING CHOKER HOOKS

Forged Alloy Steel. Quenched and Tempered. Ultimate Load is 5 times the Working Load Limit. When ordering, EYE diameter "C" should be specified.

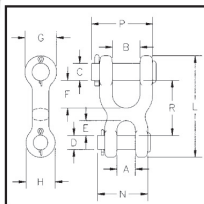
CODE NO.	SINGLE PART ROPE SIZE (IN.)	WORKING LOAD LIMIT (LBS.)	WEIGHT EACH (LBS.)	DIMENSIONS (IN.)											
				A	B	C	D	E	F	G	H	L	P	R	
1028042	3/8	2500	0.77	2.06	1.13	.63	2.41	.63	.38	.84	.91	4.28	2.59	.63	
1028060	1/2	3300	1.19	2.25	1.31	.75	2.97	.78	.50	.97	1.06	4.97	3.09	.75	
1028088	5/8	5000	2.89	3.06	1.63	.75	3.56	.94	.56	1.13	1.31	6.38	3.88	1.00	
1028122	3/4	8000	2.95	3.38	2.13	1.00	4.25	1.16	.63	1.44	1.63	7.66	4.56	1.13	
5108710	7/8 - 1	20,680	11.5	4.50		1.25		2.00	.88			9.32		1.50	
5108705	1-1/8 - 1-1/4	31,960	30	5.63		2.13		1.75	1.25			13.1		1.75	



A-378 SORTING HOOK

Forged Alloy Steel. Quenched and Tempered. Deep straight throat permits efficient handling of flat plates or large cylindrical shapes. The long tapered point allows easy grab in rings, pear links, eye bolts or lifting holes. Ultimate Load is 5 times the Working Load Limit.

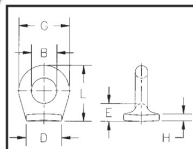
CODE NO.	WORKING LOAD LIMIT AT TIP OF HOOK (TONS)	WORKING LOAD LIMIT AT BOTTOM OF HOOK (TONS)	WEIGHT EACH (LBS.)	I.D. OF EYE	OVERALL LENGTH	DIMENSIONS (IN.) OPENING AT TOP OF HOOK	RADIUS AT BOTTOM OF HOOK
1028024	2	7-1/2	6.42	1.38	9.69	2.81	.625



S-247 DOUBLE CLEVIS LINK

Designed for linking all popular sizes of Crosby Spectrum 3[®] and Spectrum 4[®] chain to rings, end links, eye hooks, pad eyes, tractor eyebolts, etc. All pins Alloy Steel. Quenched and Tempered. Body is forged and heat treated carbon steel. Features quick and easy assembly. Ultimate Load is 4 times the Working Load Limit.

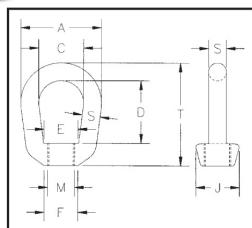
CODE NO.	CHAIN SIZE (IN.)	WORKING LOAD LIMIT (LBS.)	WEIGHT EACH (LBS.)	DIMENSIONS (IN.)											
				A	B	C	D	E	F	G	H	L	N	P	R
1013021	1/4	2600	.38	.50	.75	.50	.31	.38	.75	1.00	.81	2.81	1.38	1.66	1.50
1013049	5/16 - 3/8	5400	.81	.56	1.00	.63	.44	.47	1.00	1.19	1.00	3.53	1.75	2.25	1.91
1013067	7/16	7000	1.25	.69	1.13	.69	.56	.59	1.09	1.31	1.19	4.06	2.00	2.50	2.19
1013085	1/2	9200	1.56	.81	1.25	.75	.63	.66	1.25	1.44	1.31	4.53	2.25	2.75	2.47



S-264 PAD EYES

Forged Steel. Quenched and tempered. Forged from 1035 Carbon Steel. Excellent welding qualities. Widely used on farm machinery, trucks, steel hulled marine vessels and material handling equipment. Reference American Welding Society specifications for proper welding procedures. S-264 meets the requirements of Military Specification MS-51930A.

CODE NO.	SIZE NO.	WEIGHT PER 100 (LBS.)	B	C	D	DIMENSIONS (IN.)			
			E				G	H	L
1090722	0	2.80	.25	.19	.63	.31	.63	.09	.75
1090740	1	6.50	.38	.25	.88	.41	.88	.13	1.03
1090768	1-1/2	10.40	.63	.25	1.00	.44	1.13	.16	1.31
1090786	2	21.10	.75	.38	1.06	.50	1.50	.19	1.63
1090802	4	52.20	1.00	.56	1.44	.78	2.13	.22	2.34
1090820	5	82.50	1.25	.69	1.75	.81	2.63	.25	2.75



G-400 EYE NUTS

Forged Steel. Quenched and tempered. Hot Dip galvanized. Tapped with standard UNC class 2 threads after galvanizing. Ultimate Load is 5 times the Working Load Limit. Rating based on standard tap size.

CODE NO.	SIZE NO.	STOCK SIZE (IN.) S	STD. TAP SIZE	WORKING LOAD LIMIT (LBS.)	WEIGHT EACH (LBS.)	DIMENSIONS (IN.)									
						A	C	D	E	F	J	M	T		
1090438	1	.25	1/4	520	.09	1.25	.75	1.06	.66	.50	.69	.25	1.69		
1090474	2	.31	3/8	1250	.17	1.63	1.00	1.25	.75	.56	.81	.38	2.06		
1090517	3A	.38	1/2	2250	.28	2.00	1.25	1.50	1.00	.81	1.00	.50	2.50		
1090535	4	.50	5/8	3600	.60	2.50	1.50	2.00	1.19	1.00	1.31	.63	3.19		
1090553	5	.63	3/4	5200	1.00	3.00	1.75	2.38	1.38	1.13	1.50	.75	3.88		
1090571	6	.75	7/8	7200	1.65	3.50	2.00	2.63	1.63	1.31	1.88	.88	4.31		
1090599	7	.88	1	10000	2.69	4.00	2.25	3.06	1.88	1.56	2.13	1.00	5.00		
1090633	8	1.00	1-1/4	15500	3.87	4.50	2.50	3.50	1.94	1.88	2.38	1.25	5.75		
1090651	9	1.13	1-3/8	18500	5.00	5.00	2.75	3.75	2.00	2.00	2.56	1.38	6.25		
1090679	10	1.25	1-1/2	22500	6.78	5.63	3.13	4.00	2.38	2.25	3.00	1.50	6.75		
1090697	11	1.50	2	40000	14.60	7.00	4.00	6.25	4.00	3.38	4.00	2.00	10.00		