
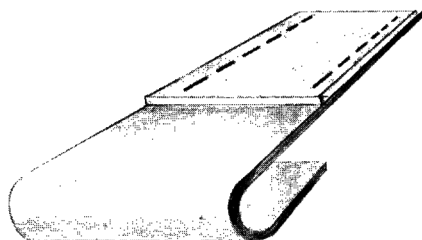


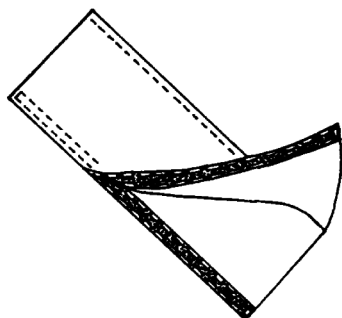
SYNTHETIC WEAR PADS




SL-SLEEVE TYPE



SEW-SEWN ON PAD



RM-SLEEVE TYPE



RMT-ROUND TYPE

NOTE: Please Specify Length of Pads and Sling Width, Thickness or Diameter.

Covermax™ Wear Pads (Style CM)

Wear Pads protect loads and slings. CM Wear Pads are cut resistant and can be made ready to use in any length or width. They fit wire rope, chain, nylon webbing or any regular rope or sling product. These pads can also be made into long lengths which the customer can cut into suitable sizes on the job. Double or triple thickness provide cut resistance for the most severe conditions.

•CM-SL (Sliding Type)

CM-SL Pads are sliding wear pads that wrap around the sling body with sewn seams along both edges or seamless tubular design that can then slide into position to protect the sling, they can also be used in the sling eye.

•CM-RM (Removable Sliding Type)

CM-RM Pads is a removable wear pad with a hook & loop fastener on one edge and the other edge a sewn shut.

•CM-EE (Sleeve to make an Eye & Eye sling)

CM-EE sleeves are used to enclose both legs of a Twin-Path™ or roundsling so that it looks and functions like an eye & eye sling. (Note: Remove sleeve after use to inspect sling and change wear points.)

•CM-RMT (Removable Sliding Tubular Pad)

CM-RMT ads are made to wrap around a small items like rope, wire rope, or chain. They have hook & loop fasteners on one side.

•CM-SEW (Single Ply Sewn into Place)

CM-SEW Pads are single plies of covermax™ sewn into place on one side of a web, round or Twin-Path sling or eye.

•Performance Pad Wear Pads (Style PK)

PK style wear pads are the same as CM pads except that they are made from extra tough, high performance and very cut resistant felt type material that is white and 3/8" thick.

PK-SL (Sliding Type)

PK-RM (Removable Sliding Type)

PK-EE (Sleeve to make an Eye & eye Sling)

PK-RMT (Removable Sliding Tubular Pad)

PK-SEW (Single Ply Sewn into Place)

•Nylon Web Wear Pads (Style NW)

NW Pads are the same as CM pads except that they are made from yellow nylon web sling material about 7/32" thick and are not as cut and abrasion resistant.

NW-SL (Sliding Type)

NW-RM (Removable Sliding type)

NW-EE (Sleeve to make Eye & Eye Sling)

NW-RMT (Removable Sliding Tubular Pad)

NW-SEW (Single Ply Sewn into Place)

•CornerMax™ Sleeves with Dyneema® Fiber

The CornerMax™ Sleeve is the latest in rigging solutions from SLINGMAX® Solutions. The CornerMax™ Sleeve is the ideal solution to protect synthetic slings from cutting when it is not practical to use a CornerMax™ Pad, whether due to curvature of the load edge or repetitive uses such as unloading steel coils. Independent field and laboratory testing has shown the CornerMax™ Sleeve to be extremely cut resistant. The CornerMax™ Sleeve is made with Dyneema® Fiber and is proven tough.