

## ENDLESS SLING TYPE 5

Type 5 Slings are the strongest, most versatile, and least expensive slings for general usage available. They are simple in construction, consisting of an endless loop of webbing overlapped and sewn together, and they have a wide variety of uses and hitch configurations. Rated capacities in lbs.






ONE PLY  
Heavy Duty

TWO PLY  
Heavy Duty

THREE PLY  
Heavy Duty

ONE PLY  
Light Duty

TWO PLY  
Light Duty

CODE NO.	WIDTH (")	PLY	VERTICAL	CHOKER	U	BASKET HITCH			EYE LENGTH L (")	TAPER EYE WIDTH W (")
										
EN1-901	1	1	3,200	2,500	6,400	5,500	4,500	3,200	—	—
EN1-902	2	1	6,400	5,000	12,800	11,100	9,000	6,400	1	9
EN1-903	3	1	8,600	6,900	17,200	15,000	12,000	8,600	1-1/2	12
EN1-904	4	1	11,500	9,200	23,000	20,100	16,100	11,500	2	12
EN1-906	6	1	16,300	13,000	32,600	28,500	22,800	16,300	2	15
EN2-901	1	2	6,100	4,900	12,200	10,600	8,500	6,100	—	—
EN2-902	2	2	12,200	9,800	24,400	21,300	17,000	12,200	1	9
EN2-903	3	2	16,300	13,000	32,600	28,200	23,000	16,300	1-1/2	12
EN2-904	4	2	20,700	16,500	41,400	36,200	28,900	20,700	2	12
EN2-906	6	2	28,600	23,000	57,200	50,000	40,000	28,600	3	15
EN3-901	1	3	8,000	6,400	16,000	14,000	11,200	8,000	—	—
EN3-902	2	3	16,000	12,800	32,000	28,000	22,400	16,000	*	*
EN3-903	3	3	24,700	19,800	49,400	42,800	34,900	24,700	*	*
EN3-904	4	3	28,700	23,000	57,400	50,200	40,100	28,700	*	*
EN3-906	6	3	40,700	32,500	81,400	71,200	56,900	40,700	*	*
EN1-601	1	1	2,400	1,900	4,800	4,200	3,400	2,400	—	—
EN1-602	2	1	4,800	3,800	9,600	8,300	6,800	4,800	1	9
EN1-603	3	1	7,200	5,200	14,400	12,500	10,200	7,200	1-1/2	12
EN1-604	4	1	9,600	6,900	19,200	16,600	13,600	9,600	2	12
EN2-601	1	2	4,800	3,800	9,600	8,300	6,800	4,800	—	—
EN2-602	2	2	9,600	7,700	19,200	16,600	13,600	9,600	1	9
EN2-603	3	2	11,700	9,400	33,400	20,300	16,500	11,700	1-1/2	12
EN2-604	4	2	15,500	12,400	31,000	27,100	21,700	15,500	2	12

WARNING: Horizontal sling angles less than 30° shall not be used.

NOTE: 1) Please specify when sling is to be tapered at hook contact area.

2) Three ply slings are tapered by special request only.

3) Wider Endless slings are available for special applications.

4) Please specify length.

# See Wear Pads Pages 8, 9



Sling can fail if damaged, misused or overloaded. Inspect before use. Damaged sling shall not be used. Use only if trained. Do not exceed rated capacity. Observe rated capacity. Protect sling from being cut by load edges, corners, protrusions and abrasive surfaces. Avoid exposure to acid, alkali, sunlight and temperature over 180°F. DEATH or INJURY can occur from improper use or maintenance.

**WARNING**