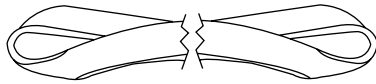
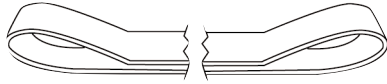


EYE & EYE NYLON WEB SLINGS



TYPE 4



TYPE 3

TWISTED EYE TYPE 4 (EE) STANDARD STOCK STYLE

Type 4 slings are the same as Type 3 Slings except the eyes are twisted before sewing. This twisting allows for a better choker hitch and lets the eyes of the sling nest together better on a crane hook when it is used in a basket hitch. Rated capacities in lbs.

EYE & EYE TYPE 3 (EE) SPECIAL ORDER

Type 3 slings are furnished with an eye or loop sewn on each end of the sling in a flat configuration to allow for passage through narrow spaces. Type 3 Slings 3" or wider have tapered eyes unless specified otherwise.

ONE PLY
Heavy Duty






TWO PLY
Heavy Duty

FOUR PLY
Heavy Duty

ONE PLY
Light Duty

TWO PLY
Light Duty

FOUR PLY
Light Duty

CODE NO.	WIDTH (")	PLY	VERTICAL 	CHOKER 	BASKET HITCH			NOMINAL EYE LENGTH L (")	NOMINAL EYE WIDTH W (")	
										
EE1-901	1	1	1,600	1,200	3,200	2,800	2,300	1,600	9	1
EE1-902	2	1	3,200	2,400	6,400	5,500	4,500	3,200	9	2
EE1-903	3	1	4,800	3,600	9,600	8,300	6,800	4,800	12	1-1/2
EE1-904	4	1	6,400	4,800	12,800	11,100	9,000	6,400	12	2
EE1-906	6	1	9,600	7,200	19,200	16,600	13,600	9,600	12	2
EE1-908	8	1	12,800	9,600	25,600	22,200	18,100	12,800	18	3
EE2-901	1	2	3,200	2,400	6,400	5,500	4,500	3,200	9	1
EE2-902	2	2	6,400	4,800	12,800	11,100	9,000	6,400	9	2
EE2-903	3	2	8,900	6,500	17,800	15,400	12,600	8,900	12	1-1/2
EE2-904	4	2	11,500	8,700	23,000	20,000	16,300	11,500	12	2
EE2-906	6	2	16,300	12,200	32,600	28,300	23,100	16,300	15	2
EE2-908	8	2	19,200	14,400	38,400	33,600	26,800	19,200	18	3
EE4-901	1	4	5,000	3,800	10,000	8,700	7,000	5,000	12	1
EE4-902	2	4	10,000	7,500	20,000	17,500	14,000	10,000	12	2
EE4-903	3	4	14,900	11,100	29,800	26,000	20,800	14,900	15	1-1/2
EE4-904	4	4	19,800	14,800	39,600	34,600	24,200	19,800	15	2
EE4-906	6	4	29,800	22,300	59,600	52,100	41,700	29,800	18	3
EE4-908	8	4	39,700	29,700	79,400	69,400	55,500	39,700	24	4
EE1-601	1	1	1,200	900	2,400	2,100	1,700	1,200	9	1
EE1-602	2	1	2,400	1,800	4,800	4,200	3,400	2,400	9	2
EE1-603	3	1	3,600	2,700	7,200	6,200	5,100	3,600	12	1-1/2
EE1-604	4	1	4,800	3,600	9,600	8,300	6,800	4,800	12	2
EE2-601	1	2	2,400	1,800	4,800	4,200	3,400	2,400	9	1
EE2-602	2	2	4,800	3,200	9,600	8,300	6,800	4,800	9	2
EE2-603	3	2	6,700	4,900	13,300	11,500	9,400	6,700	12	1-1/2
EE2-604	4	2	8,600	6,500	17,300	15,000	12,200	8,600	12	2
EE4-601	1	4	4,200	3,200	8,400	7,300	5,800	4,200	12	1
EE4-602	2	4	8,000	6,000	16,000	14,000	11,200	8,000	12	2
EE4-603	3	4	12,000	9,000	24,000	21,000	16,800	12,000	15	1-1/2
EE4-604	4	4	16,000	12,000	32,000	28,000	22,400	16,000	15	2

WARNING: Horizontal sling angles less than 30° shall not be used.

NOTE: 1) Slings 3" and wider have tapered eyes unless otherwise specified.

2) See Ordering and Measuring Details on page 20.

3) All slings are made with yellow treated nylon web unless otherwise specified.

4) Please specify length.



Sling can fail if damaged, misused or overloaded. Inspect before use. Damaged sling shall not be used. Use only if trained. Do not exceed rated capacity. Observe rated capacity. Protect sling from being cut by load edges, corners, protrusions and abrasive surfaces. Avoid exposure to acid, alkali, sunlight and temperature over 180°F. DEATH or INJURY can occur from improper use or maintenance.

