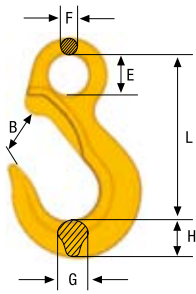




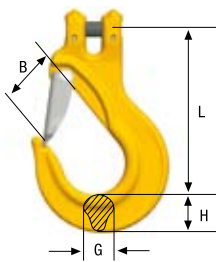
Sling hook EK



Code	WLL tonnes*	For chain size mm	Dim. in mm						Weight appr. kgs
			L	B	E	F	G	H	
EK-6-10	1.5	6	94	29	22	10	17	20	0.3
EK-7/8-10	2.5	7, 8	108	32	28	13	17	23	0.5
EK-10-10	4.0	10	134	42	34	15	23	30	1.0
EK-13-10	6.7	13	166	49	44	19	28	38	2.0
EK-16-10	10.0	16	203	60	56	24	36	45	3.8
EK-18/20-8	12.5	19	229	69	60	26	41	51	5.3
EK-22-8	15.5	22	267	83	64	31	42	67	8.9
EK-26-8	21.6	26	301	95	66	32	51	75	12.1
EK-32-8	32.0	32	333	105	76	38	61	80	17.7



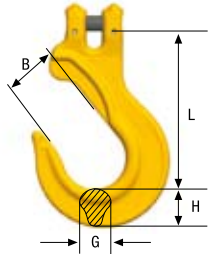
Sling hook EGKN with latch



Code	WLL tonnes*	For chain size mm	Dim. in mm				Weight appr. kgs
			L	B	G	H	
EGKN-7/8-8	2.0	7, 8	95	29	17	22	0.5
EGKN-10-8	3.2	10	121	37	19	29	0.9
EGKN-13-8	5.4	13	147	42	27	36	2.0
EGKN-16-8	8.0	16	170	49	34	44	3.6
EGKN-19/20-8	12.5	19	212	60	43	51	6.0



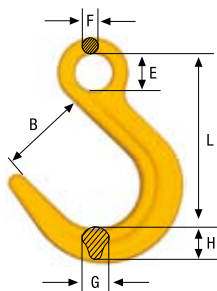
Sling hook EGK



Code	WLL tonnes*	For chain size mm	Dim. in mm				Weight appr. kgs
			L	B	G	H	
EGK-7/8-8	2.0	7, 8	95	33	17	22	0.5
EGK-10-8	3.2	10	121	42	19	29	0.9
EGK-13-8	5.4	13	147	48	27	36	1.9
EGK-16-8	8.0	16	170	56	34	44	3.4
EGK-19/20-8	12.5	19	212	73	43	51	5.8



Foundry hook OKE



Code	WLL tonnes*	For chain size mm	Dim. in mm						Weight appr. kgs
			L	B	E	F	G	H	
OKE-7/8-10	2.5	7, 8	123	63	28	11.5	20	26	0.7
OKE-10-10	4.0	10	151	76	34	15	26	29	1.3
OKE-13-10	6.7	13	184	90	44	19	33	39	2.8
OKE-16-10	10.0	16	217	102	56	23	40	45	4.9
OKE-18/20-8	12.5	19	247	114	60	27	46	60	7.1
OKE-26-8	21.6	26	300	113	66	38	64	73	16.4
OKE-32-8	32.0	32	384	145	80	48	77	94	35



*Safety factor 4:1